



## Forest School Group Analysis Report

This report provides an overview of the current state of all learners in this group. Only learners with assessments are included in this report. Group indicators for each learner, such as Pupil Premium, are based on the current status and may have been different at the time of assessment.

**Group:** Pupil Premium

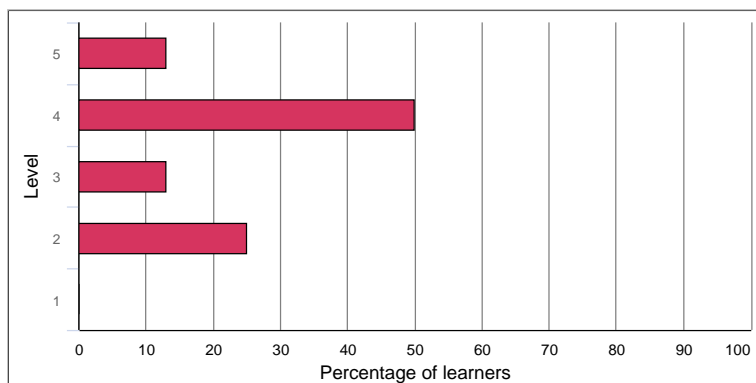
**Date:** 28/08/2017

**Learners:** 8

### Significant groups

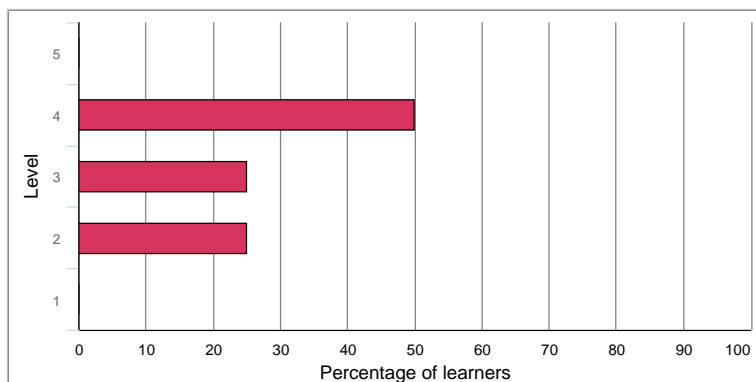
<b>BOYS</b>	3 (38%)	<b>LAC</b>	7 (88%)
<b>GIRLS</b>	5 (63%)	<b>PP</b>	8 (100%)
<b>EAL</b>	4 (50%)	<b>SEND</b>	6 (75%)
<b>FSM</b>	2 (25%)	<b>SUMMER</b>	4 (50%)

### Confidence



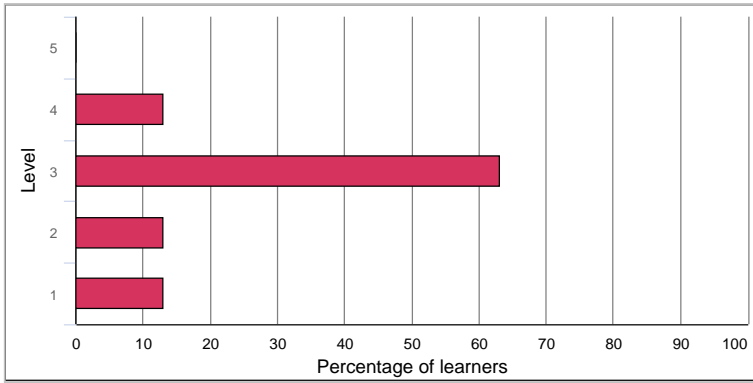
Group	1	2	3	4	5	AVG
All	0%	25%	13%	50%	13%	3S
BOYS	0%	33%	0%	67%	0%	3S
GIRLS	0%	20%	20%	40%	20%	3S
EAL	0%	25%	25%	50%	0%	3S
FSM	0%	0%	50%	50%	0%	3S
LAC	0%	29%	0%	57%	14%	4E
PP	0%	25%	13%	50%	13%	3S
SEND	0%	17%	17%	50%	17%	4E
SUMMER	0%	25%	0%	50%	25%	4E

### Engagement



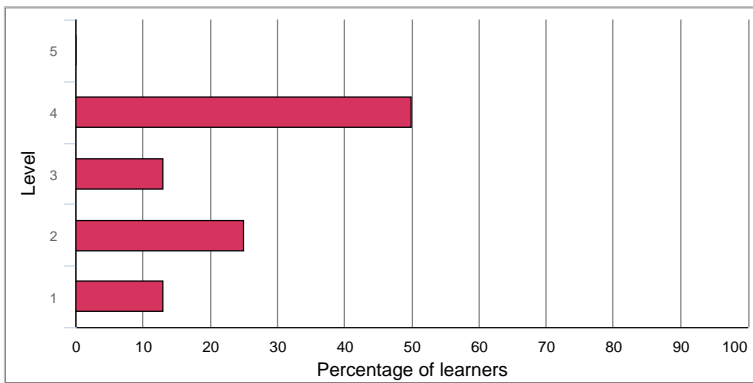
Group	1	2	3	4	5	AVG
All	0%	25%	25%	50%	0%	3D
BOYS	0%	33%	0%	67%	0%	3D
GIRLS	0%	20%	40%	40%	0%	3D
EAL	0%	25%	50%	25%	0%	3D
FSM	0%	50%	0%	50%	0%	3E
LAC	0%	14%	29%	57%	0%	3S
PP	0%	25%	25%	50%	0%	3D
SEND	0%	33%	17%	50%	0%	3D
SUMMER	0%	0%	50%	50%	0%	4E

General Mood



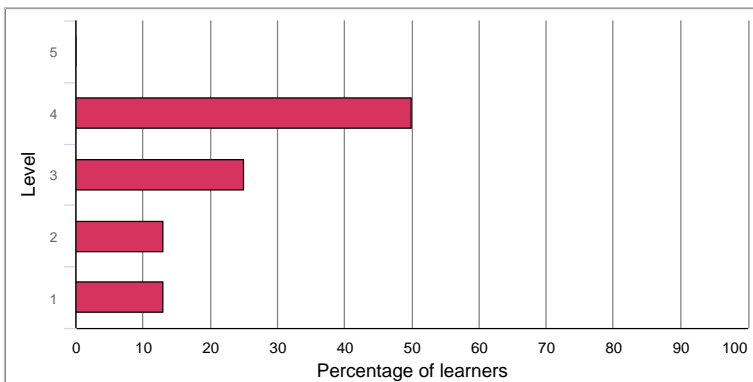
Group	1	2	3	4	5	AVG
All	13%	13%	63%	13%	0%	3E
BOYS	33%	0%	67%	0%	0%	2S
GIRLS	0%	20%	60%	20%	0%	3D
EAL	0%	25%	50%	25%	0%	3D
FSM	0%	0%	100%	0%	0%	3D
LAC	14%	14%	57%	14%	0%	3E
PP	13%	13%	63%	13%	0%	3E
SEND	17%	0%	67%	17%	0%	3D
SUMMER	0%	25%	50%	25%	0%	3S

Motor Skills



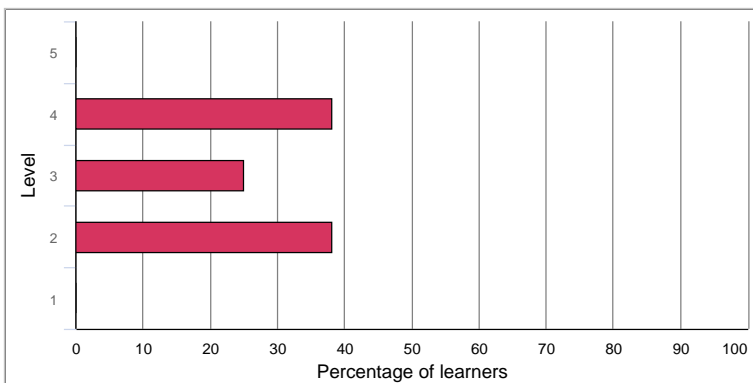
Group	1	2	3	4	5	AVG
All	13%	25%	13%	50%	0%	3D
BOYS	33%	0%	33%	33%	0%	3E
GIRLS	0%	40%	0%	60%	0%	3S
EAL	0%	50%	25%	25%	0%	3E
FSM	0%	50%	0%	50%	0%	3S
LAC	14%	14%	14%	57%	0%	3D
PP	13%	25%	13%	50%	0%	3D
SEND	17%	17%	17%	50%	0%	3D
SUMMER	0%	25%	0%	75%	0%	4E

Self Awareness



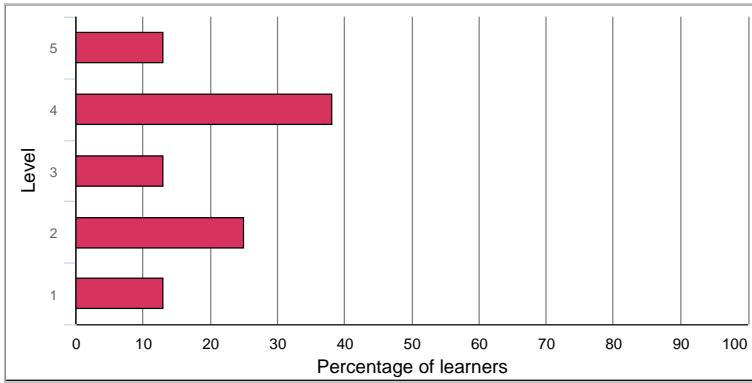
Group	1	2	3	4	5	AVG
All	13%	13%	25%	50%	0%	3D
BOYS	33%	0%	0%	67%	0%	3D
GIRLS	0%	20%	40%	40%	0%	3D
EAL	0%	25%	25%	50%	0%	3D
FSM	0%	50%	50%	0%	0%	2S
LAC	14%	0%	29%	57%	0%	3D
PP	13%	13%	25%	50%	0%	3D
SEND	17%	17%	0%	67%	0%	3D
SUMMER	0%	0%	25%	75%	0%	3S

Self Regulation



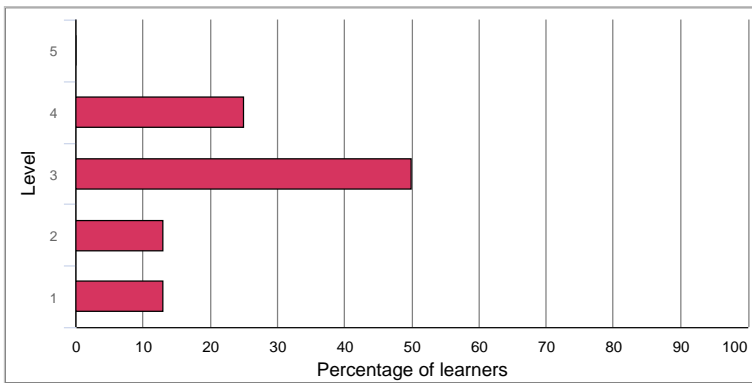
Group	1	2	3	4	5	AVG
All	0%	38%	25%	38%	0%	3D
BOYS	0%	33%	0%	67%	0%	3S
GIRLS	0%	40%	40%	20%	0%	3E
EAL	0%	50%	25%	25%	0%	3D
FSM	0%	50%	0%	50%	0%	3D
LAC	0%	29%	29%	43%	0%	3S
PP	0%	38%	25%	38%	0%	3D
SEND	0%	33%	33%	33%	0%	3D
SUMMER	0%	25%	50%	25%	0%	3D

Social Skills



Group	1	2	3	4	5	AVG
All	13%	25%	13%	38%	13%	3D
BOYS	33%	0%	0%	67%	0%	3E
GIRLS	0%	40%	20%	20%	20%	3D
EAL	0%	50%	0%	50%	0%	3D
FSM	0%	50%	50%	0%	0%	3E
LAC	14%	14%	14%	43%	14%	3D
PP	13%	25%	13%	38%	13%	3D
SEND	17%	17%	0%	50%	17%	3D
SUMMER	0%	25%	0%	50%	25%	4E

Well Being



Group	1	2	3	4	5	AVG
All	13%	13%	50%	25%	0%	3D
BOYS	33%	0%	33%	33%	0%	2S
GIRLS	0%	20%	60%	20%	0%	3D
EAL	0%	25%	50%	25%	0%	3D
FSM	0%	0%	100%	0%	0%	3D
LAC	14%	14%	43%	29%	0%	3D
PP	13%	13%	50%	25%	0%	3D
SEND	17%	0%	50%	33%	0%	3D
SUMMER	0%	25%	25%	50%	0%	3S

*Important note: This report does not constitute a diagnostic assessment of any kind. Otherwise Solutions Ltd. takes no responsibility for decisions taken on the basis of these results.*